

National School Categorisation 2015-2016

In September 2014, the Welsh Government implemented a national categorisation model for all schools in Wales. The purpose of the national categorisation system is to identify schools that are most in need of support and to ensure support and resources are directed most effectively to secure the improvements necessary in our school system. Support categories for all schools in Wales are reported using the following colours Green, Yellow, Amber and Red. (A brief summary can be found in Appendix A)

Following publication of outcomes in January 2015, the Welsh Government have worked with schools, local authorities, consortia and trades unions to further strengthen the categorisation model and as a result a number of revisions have been made to Step 1 in the 2015-2016 cycle. There have also been some revisions to Steps 2 and 3 to ensure consistency across Wales along with the establishment of a robust national verification process and a refinement of the colour category definitions to reflect the generic level and type of support a school can expect.

Step 1

Performance and Standards

This step is a data driven element that is provided by Welsh Government based on an agreed set of criteria for both primary and secondary schools.

Revisions to Step 1 for 2015-2016

- The weighting of indicators that underpin the generation of Step 1 for secondary schools has been amended to place a greater focus on the eFSM residual element and a marginally lower focus on the performance of eFSM pupils. This is a minor adjustment and is mitigated by the point detailed below;
- The eFSM target has been set for a 3-year period at school level. This will continue to be a 3-year weighted average but schools will know the target in advance. The target was 30% for 2015 and will be 32% (2016) and 34% (2017).
- The assessment of achievement of the eFSM target has been moved from Step 2 to Step1. This means that any school performing below the eFSM target will automatically be placed in standards Group 3. If the other indicators are poor it goes into Group 4. If other indicators are good, along with the consortia assessment at Step 2, then a school can be awarded a yellow category at best. Therefore there will be no green schools in Wales who have not met the eFSM target.

Step 2

Self-evaluation and capacity to self-improve in relation to leadership and teaching and learning

This is led by Consortia and takes into account schools' self-evaluation and capacity to self-improve in relation to leadership and teaching and learning.

Step 3

Categorisation and level of support, challenge and intervention

This is led by Consortia and generates two grades- a letter 'A-D' based on a schools' ability to improve and a coloured support category. The coloured support category for each school triggers a bespoke programme of support, challenge and intervention. The support category is also used to plan and deploy additional resources.

National School Categorisation- Moderation

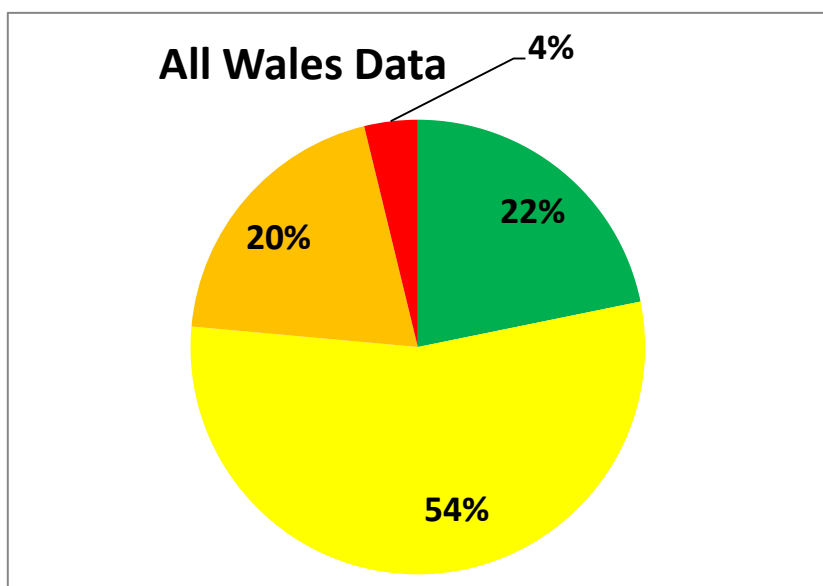
Regional Categorisation:

ERW has carried out a rigorous process of national categorisation with all schools in the region. All Carmarthenshire schools agreed with the overall categorisation discussed with their Challenge Adviser. The category for every school has been scrutinised, considered and confirmed with the key emphasis on achieving the appropriate level of support for each individual school.

National Moderation:

ERW has been part of a robust national moderation process. The provisional categorisations for all Carmarthenshire schools have been confirmed as accurate as a result of these processes. The categories for all Carmarthenshire schools were agreed without change and are included in Appendix B.

National Categorisation Outcomes 2015-2016

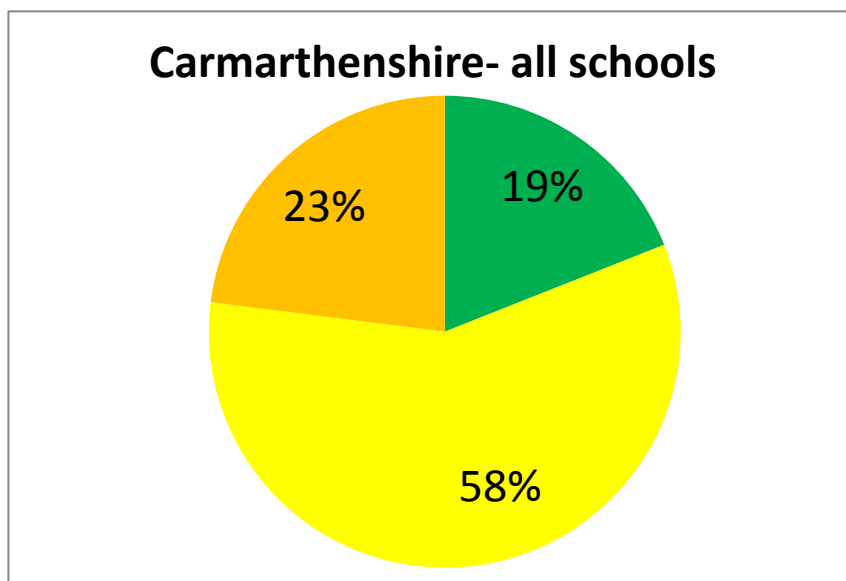


All Schools in Wales

- In 2015-2016, 76% of schools are categorised as Green or Yellow across Wales.
- For the second year in succession the greatest proportion of schools are Yellow.
- The proportion of schools categorised as Red has fallen by 1% as compared to 2014-2015.
- Less than a quarter of schools in Wales are Amber or Red, a reduction of 12%.
- The proportion of schools categorised as Green schools has increased by 8%.

Support Category	Number of Schools- 2015-2016	% of schools
Green	333	22
Yellow	835	55
Amber	302	20
Red	58	4
Total	1528	

All Schools in CARMARTHENSHIRE

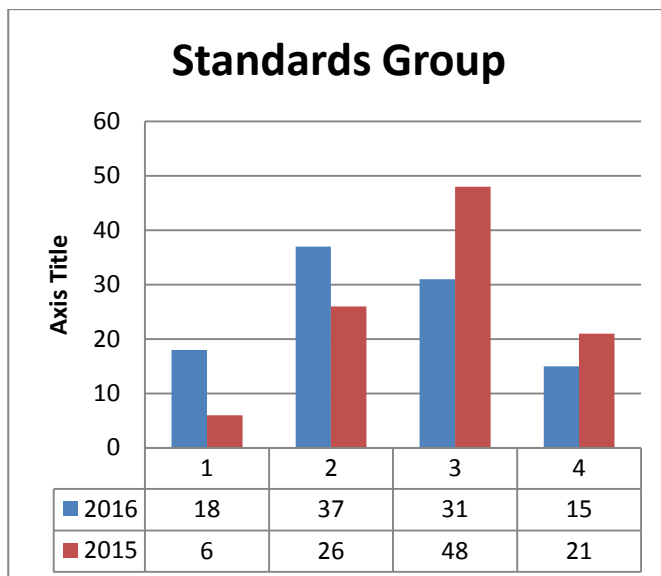


- Overall, the proportion of schools placed in a Green or Yellow category across Carmarthenshire is 8% higher as compared to 2014-2015.
- At 77%, well over three quarters of our schools are now in a Green or Yellow category.
- The proportion of Green schools in Carmarthenshire has increased by 2% as compared to 2014-2015.
- 26 (23%) of our schools are categorised as Amber with 0 schools categorised as Red.
- The proportion of Red category schools has declined as compared to the previous year.
- The greatest improvement in 2015-2016 has been in the number of schools moving from Amber to Yellow.
- The data suggests that Carmarthenshire will continue to increase the proportion of schools in Green and Yellow in 2017.

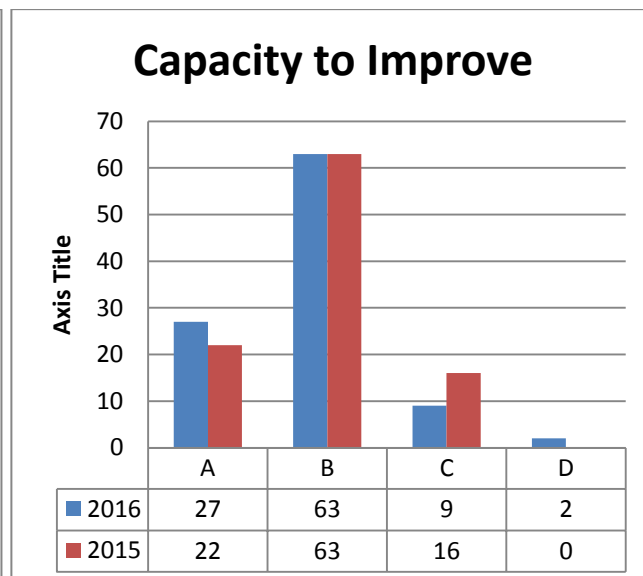
Support Category	Number of schools- 2014-2015	%	Number of schools- 2015-2016	%
Green	19	17	22	19
Yellow	59	52	65	58
Amber	33	29	26	23
Red	2	2	0	0
Total	113		113	

Carmarthenshire Primary Schools 2015-2016

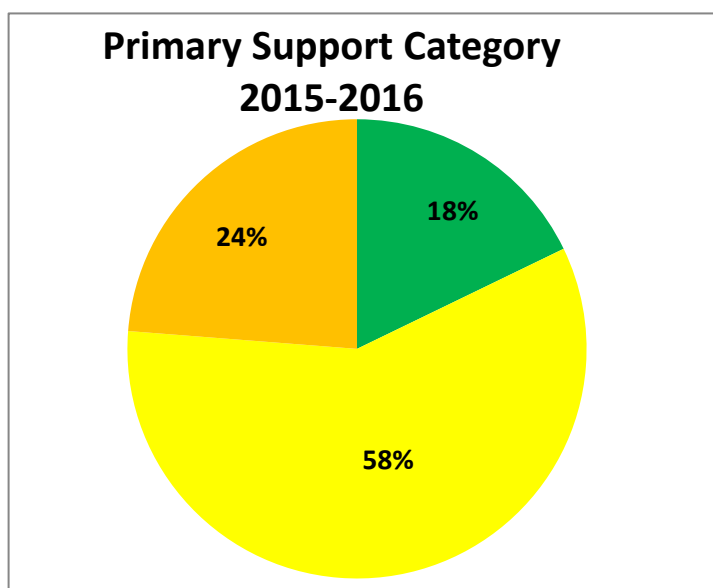
Step 1 Performance and Standards



Step 2 Self-evaluation and capacity to improve



In 2015-2016, Carmarthenshire's primary school outcomes for Steps 1 and 2 shows an improving and upward trend.



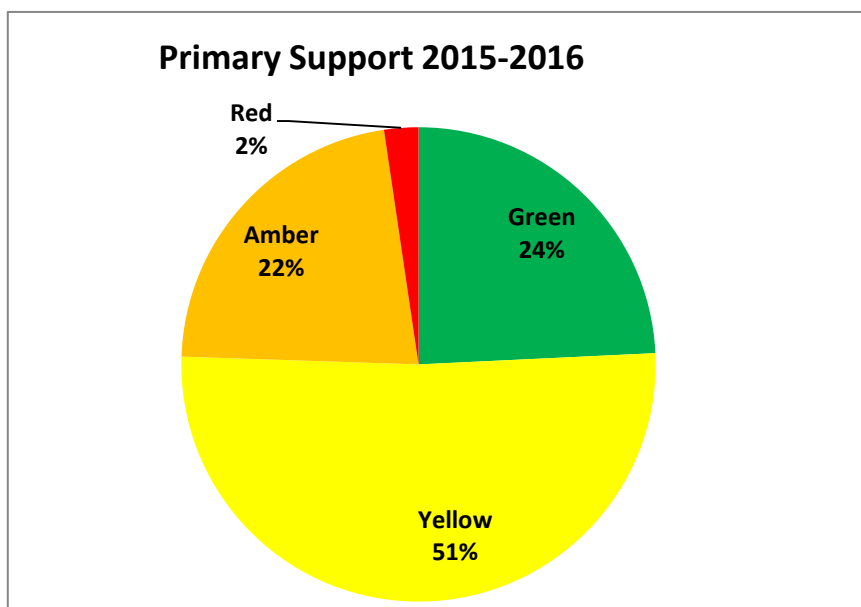
- In 2015-2016 there are 18 schools in Group 1 as compared to 6 in 2014-2015.
- The number of schools in standards Group 4 have reduced from 21 to 15.
- Overall, 55 of our primary schools (54.5%) are now in Groups 1 or 2 as compared to 32 (31.6%) in 2014-2015.
- There has been a 5% increase in the proportion of primary schools placed in group A and B for Step 2. This means that 89.1% are either in group A or B.
- There are 2 schools in group D in 2015-2016.

As a result of the upward trend at Steps 1 and 2, the overall support category picture shows an upward trend from 2014-2015.

- The greatest improvement has been in schools moving from Amber to Yellow over the last year with 7 additional schools.
- 76% of primary schools are now in a Green or Yellow category- slightly higher than ERW's total.
- In 2015-2016 there are no primary schools in the red support category.

Support Category	Number of schools- 2014-2015	%	Number of schools- 2015-2016	%
Green	17	17	18	18
Yellow	52	51	59	58
Amber	30	30	24	24
Red	2	0	0	0
Total	101		101	

ERW Primary Schools 2015-2016

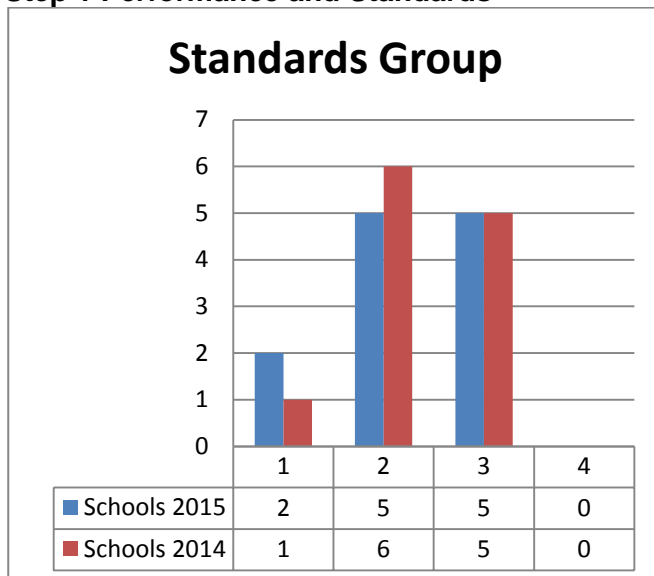


- 24% (104) of ERW's Primary Schools are in the Green support category- this is an increase of 7% from 2014-2015.
- 75% (324) of ERW's Primary Schools are in the Green or Yellow category.
- 3% (10) ERW Primary Schools are in the Red support category.
- The number of schools in the Red support category has reduced from 18 to 10.

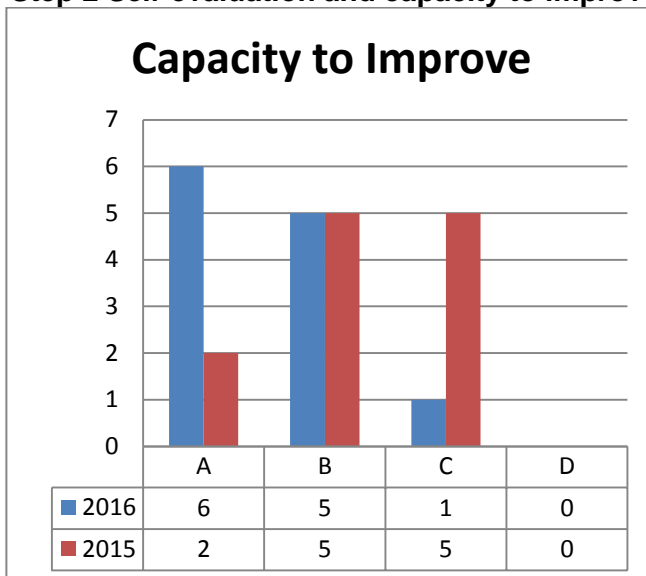
	Green	Yellow	Amber	Red	Total
Schools 2015-2016	104	220	93	10	427
%	24%	52%	22%	2%	
Schools 2014-2015	72	215	131	18	436
%	17%	49%	30%	4%	

Carmarthenshire Secondary Schools 2015-2016

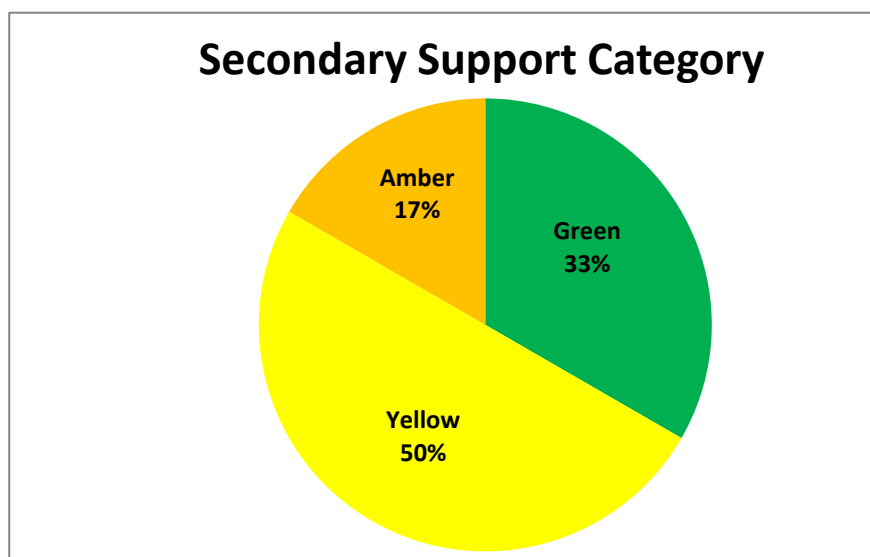
Step 1 Performance and Standards



Step 2 Self-evaluation and capacity to improve



In 2015-2016, Carmarthenshire's secondary school outcomes for Steps 1 and 2 show an improving and upward trend.



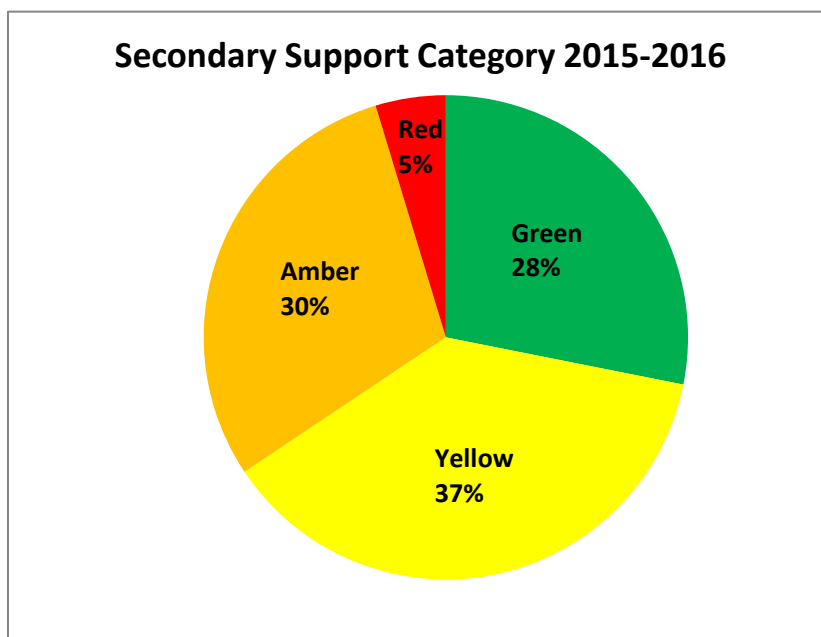
- 7 out of 12 of our secondary schools are in Group 1 or 2 at Step 1.
- There are no schools in the lowest Group 4.
- 1 school achieved Group 2 status but was then placed in Group 3 due to the national eFSM measure
- In 2015-2016 there are 2 schools in Group 1 for standards.
- For the second year in succession there are no schools at Step 2 with a Grade D. There is only 1 school with a Grade C.
- 91.6% of secondary schools are A or B for Step 2 an increase of 33.3% from 2014-2015.
- There are 6 (50%) schools with a grade A for 'Capacity to Improve'.

There has been a considerable positive change to the overall categorisation picture for Carmarthenshire secondary schools over the last year.

- 83% of schools are in the Green or Yellow support category as compared to 65% across the region.
- The proportion of Amber schools is lower than the region.
- 33% (4) of Carmarthenshire's secondary schools here are in the Green support category as compared to 28% in ERW.
- There are no Carmarthenshire secondary schools in the Red support category for the second year.

Support Category	Number of schools- 2014-2015	%	Number of schools- 2015-2016	%
Green	2	17	4	33
Yellow	7	58	6	50
Amber	3	25	2	17
Red	0	0	0	0
Total	12		12	

ERW Secondary Schools 2015-2016



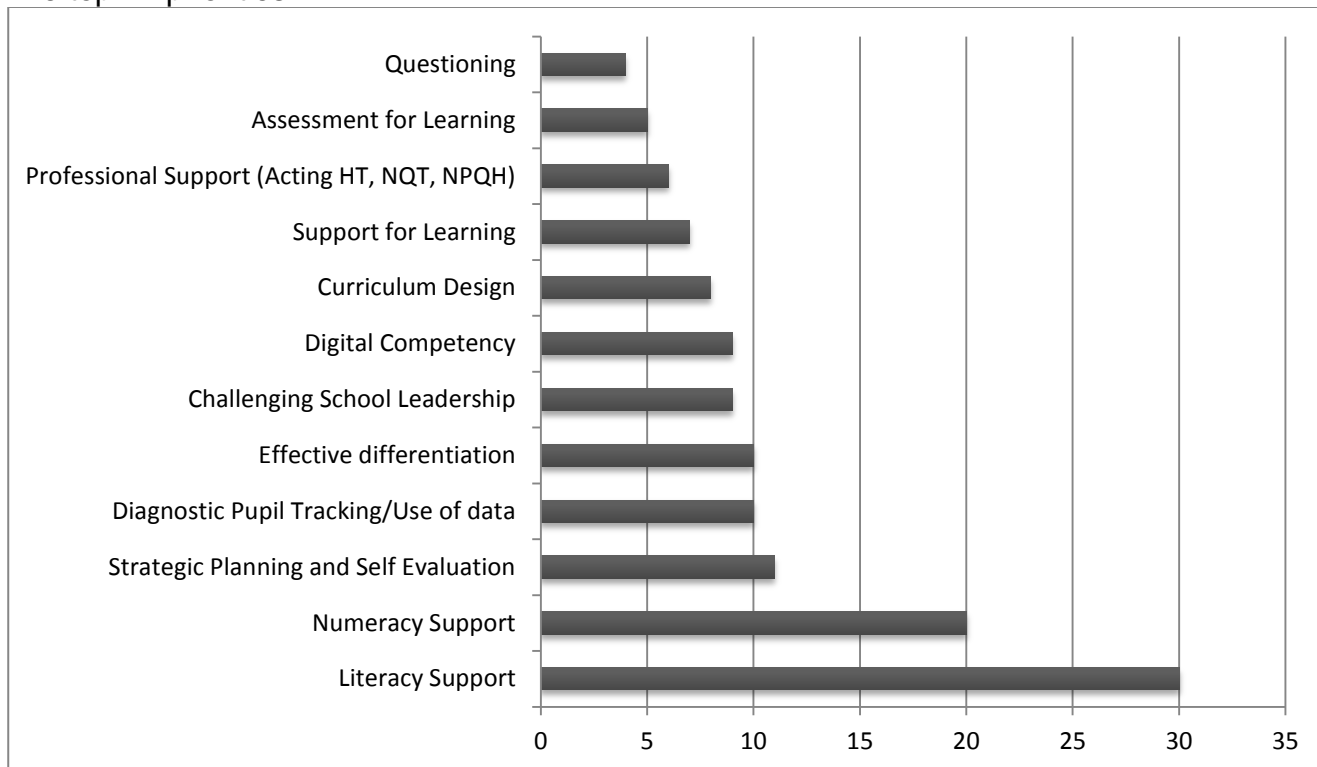
- 28% (18) of ERW Secondary Schools are in the Green support category. 4 of these are Carmarthenshire schools.
- 65% (42) of ERW Secondary Schools are in the Green or Yellow support categories. This is higher than all other regions.
- There are 3 (4.7%) schools in the red support category. This is well below other Consortia.

	Green	Yellow	Amber	Red	Total
Schools 2015-2016	18	24	19	3	64
%	28%	37%	30%	5%	
Schools 2014-2015	13	35	11	4	63
%	21%	56%	17%	6%	

Emerging Priorities for schools with Support and Intervention Plans

There are some common priorities identified across the support and intervention plans in place in Carmarthenshire's schools. All schools have identified their key areas for development and noted detailed actions, levels of support, success criteria and timescales to address them within their School Development Plans.

The top 12 priorities:



The emerging priorities for 2016/2017 are:

Literacy support

- Welsh 1st and 2nd language development
- Targeting higher levels
- Writing across the curriculum
- Higher order reading skills
- Oracy across the curriculum
- Improving quality of feedback
- Boys' writing

Numeracy Support

- Targeting higher levels
- Improving teaching of Mathematics
- Developing reasoning skills

Strategic Planning and Self-evaluation

- Improving School Development Plans

Diagnostic Pupil Tracking

- Effectively using pupil data to support planning
- Effectively using pupil data to support and challenge learners

Effective Differentiation/ Curriculum design

- Ensuring work is effectively planned and meets learner's needs
- Planning a relevant and interesting curriculum and responding to national direction- new GCSEs, Welsh Bac

Challenging School Leadership/Professional Support

- Development of Governors
- Support for Acting School leaders/Leaders of more than one school
- NQT and NPQH support

Digital Competence

- Whole school approach
- Use of ICT to support literacy and numeracy

Support for Learning

- Effective use of PDG
- Developing good practice in ALN provision (behaviour management, Person-Centred Practice etc)

Assessment for learning/Effective questioning

- Support for developing pedagogy
- Sharing effective practice within and across schools

In order to ensure schools access appropriate time and support, Challenge Advisors have allocated a proportionate time to schools to reflect the level of intervention and support required based on the overall categorisation.

These key areas will direct the work and time of Challenge Advisers, Associate Advisers, Leaders of Learning, Inclusion officers, effective school practitioners and bespoke school to school support over the next three terms.

In the majority of these schools, work is already underway to address the key areas for development. The expectation is that with bespoke support, the majority of Amber schools will build the capacity to secure a Yellow categorisation by January 2017. In a few of our schools, an extended period of support may be required to secure the necessary improvements.

Next Steps

The Local Authority will monitor the progress of each school, at least once each term, in addressing the key areas for development.

Our evaluation of the progress made by each school will be a key part of our scrutiny of the commissioned service provided by ERW.

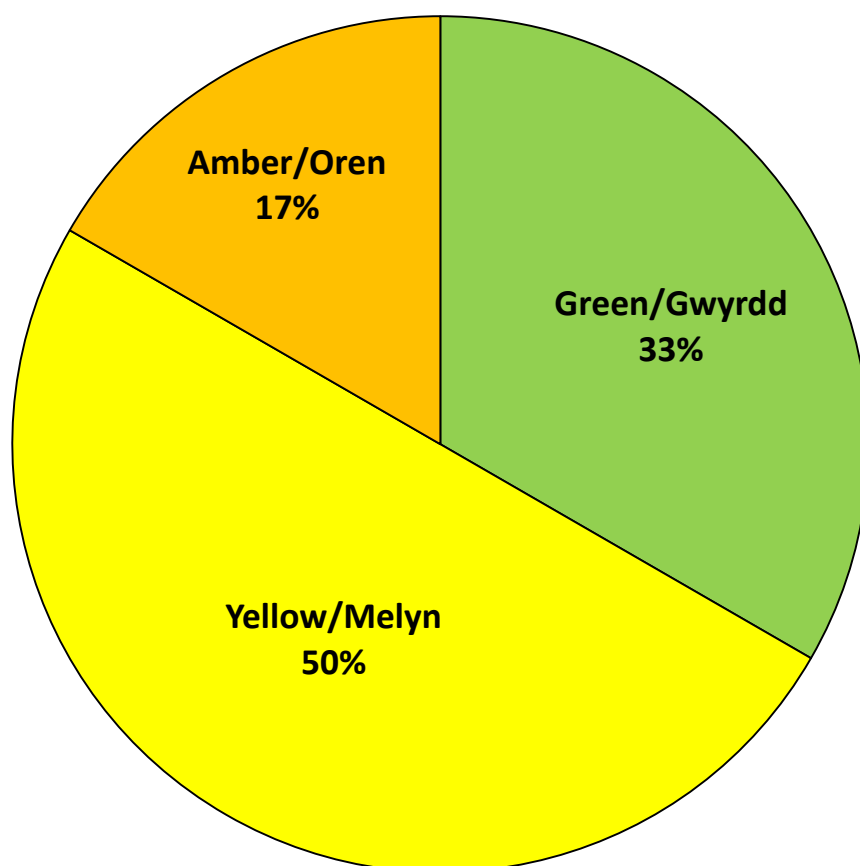
Appendix A

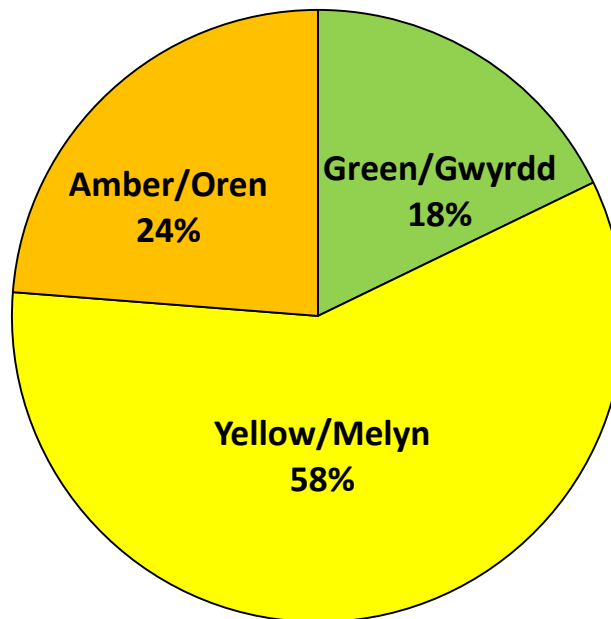
School Categorisation Summary 2015-2016

Green Schools
<ul style="list-style-type: none">➤ Track record in sustaining high level of learner outcomes➤ Demonstrate excellence at all level➤ Challenged to move towards or sustain excellence
Yellow Support Schools
<ul style="list-style-type: none">➤ Good levels of learner outcomes in key performance indicators➤ Understand and take action to address most areas needing improvement➤ Many aspects of the performance are self-improving
Amber Support Schools
<ul style="list-style-type: none">➤ Do not know and understand all of the areas in need of improvement➤ Many aspects of performance are not improving quickly enough➤ Will receive tailored challenge and intervention➤ At risk of dropping into a red level of support if insufficient progress is made or sustained
Red Support Schools
<ul style="list-style-type: none">➤ Experiencing a decline in key aspects of their performance➤ Will receive intensive support➤ Statutory powers may be used by the local authority➤ Subject to intervention by the local authority and regional consortia

Appendix B- Carmarthenshire School Categorisation 2015-2016

School name	Step One:	Step Two:	Step Three:
Ysgol Gyfun Y Strade	1	A	Green/Gwyrdd
Ysgol Bryngwyn	1	A	Green/Gwyrdd
Ysgol Bro Myrddin	2	A	Green/Gwyrdd
Ysgol St John Lloyd	2	A	Green/Gwyrdd
Ysgol Dyffryn Aman	3	B	Yellow/Melyn
Ysgol Coedcae	3	A	Yellow/Melyn
Ysgol Glan-y-Mor	2	A	Yellow/Melyn
Ysgol Gyfun Emlyn	2	B	Yellow/Melyn
Ysgol Maes Y Gwendraeth	3	B	Yellow/Melyn
Ysgol Bro Dinefwr	2	B	Yellow/Melyn
Ysgol Queen Elizabeth High School	3	C	Amber/Oren
Ysgol Dyffryn Taf	3	B	Amber/Oren





School name/ Enw'r ysgol	Step One:	Step Two:	Step Three:
Saron	2	A	Green/Gwyrdd
Parcyrhun	1	A	Green/Gwyrdd
Johnstown	1	A	Green/Gwyrdd
Y Dderwen	1	A	Green/Gwyrdd
Pum Heol	1	B	Green/Gwyrdd
Llangennech Infants	2	A	Green/Gwyrdd
Llangennech Juniors	1	A	Green/Gwyrdd
Brynaman	1	A	Green/Gwyrdd
Swiss Valley	1	A	Green/Gwyrdd
Parc Y Tywyn	2	A	Green/Gwyrdd
Pembrey School	1	A	Green/Gwyrdd
Rhydaman	1	A	Green/Gwyrdd
Teilo Sant	1	A	Green/Gwyrdd
Nantgaredig	4	A	Green/Gwyrdd
Dewi Sant	2	A	Green/Gwyrdd
Y Bedol	1	A	Green/Gwyrdd
Bro Banw	2	A	Green/Gwyrdd
Burry Port	1	A	Green/Gwyrdd

School name/ Enw'r ysgol	Step One:	Step Two:	Step Three:
Llechfyfedach	2	B	Yellow/Melyn
Y Tymbl	2	B	Yellow/Melyn
Gorslas	1	B	Yellow/Melyn
School	3	B	Yellow/Melyn
School	4	B	Yellow/Melyn
Peniel	2	A	Yellow/Melyn
Bancffosfelen	2	B	Yellow/Melyn
Bancyfelin	3	B	Yellow/Melyn

Meidrim	2	B	Yellow/Melyn
Betws	2	B	Yellow/Melyn
Tycroes	2	B	Yellow/Melyn
Llanedi	2	C	Yellow/Melyn
Cwrt Henri	2	B	Yellow/Melyn
Llangadog	1	B	Yellow/Melyn
Llansadwrn	2	B	Yellow/Melyn
Rhys Prichard	2	B	Yellow/Melyn
Llys Hywel	3	A	Yellow/Melyn
Brynsaron	3	B	Yellow/Melyn
Mynydd-Y-Garreg	2	A	Yellow/Melyn
Bynea	3	B	Yellow/Melyn
Dafen	2	B	Yellow/Melyn
Hendy	2	B	Yellow/Melyn
Ffwrnes	3	B	Yellow/Melyn
Copperworks	2	B	Yellow/Melyn
Old Road	2	C	Yellow/Melyn
Llansteffan	2	B	Yellow/Melyn
Llannon	3	B	Yellow/Melyn
Abernant	2	B	Yellow/Melyn
Myrddin	3	B	Yellow/Melyn
Llangunnor	3	B	Yellow/Melyn
Trimsaran	3	A	Yellow/Melyn
Ysgol	4	A	Yellow/Melyn
Llandybie	2	B	Yellow/Melyn
Hafodwenog	4	A	Yellow/Melyn
Llanybydder	3	B	Yellow/Melyn
Halfway	3	B	Yellow/Melyn
Pwll	3	B	Yellow/Melyn
Penygaer	2	B	Yellow/Melyn
Y Castell	2	B	Yellow/Melyn
Penygroes	2	A	Yellow/Melyn
Gwenllian	2	B	Yellow/Melyn
Pontyberem	2	B	Yellow/Melyn
Bigyn	3	B	Yellow/Melyn
Stebonheath	3	B	Yellow/Melyn
Y Ddwylan	2	B	Yellow/Melyn
Griffith Jones	3	A	Yellow/Melyn
Carreg Hirfaen	2	B	Yellow/Melyn
Bryn Teg	2	B	Yellow/Melyn
Y Felin	2	A	Yellow/Melyn
Maes Y Morfa	2	B	Yellow/Melyn
Abergwili	2	B	Yellow/Melyn
Tremoilet	1	B	Yellow/Melyn
Laugharne	2	B	Yellow/Melyn
Llanddarog	3	B	Yellow/Melyn
Ferryside	3	A	Yellow/Melyn
Llanllwni	4	B	Yellow/Melyn

St Mary's Llanelli	3	B	Yellow/Melyn
Penboyr	1	B	Yellow/Melyn
Model	3	A	Yellow/Melyn

School name/ Enw'r ysgol	Step One:	Step Two:	Step Three:
Cefneithin	3	B	Amber/Oren
Drefach	4	B	Amber/Oren
Maesybont	2	C	Amber/Oren
Gwynfryn	4	B	Amber/Oren
Carway	4	B	Amber/Oren
Pontyates	3	C	Amber/Oren
Ponthenri	3	B	Amber/Oren
Blaenau	3	B	Amber/Oren
Ffairfach	4	C	Amber/Oren
Talley	3	B	Amber/Oren
Llanwrda	4	C	Amber/Oren
Llanpumsaint	4	B	Amber/Oren
Llanmiloe	1	D	Amber/Oren
Bryn	3	B	Amber/Oren
Lakefield	3	C	Amber/Oren
Brynsierfel	3	C	Amber/Oren
Llandeilo	3	B	Amber/Oren
Cynwyl Elfed	3	B	Amber/Oren
Richmond Park	4	B	Amber/Oren
Y Fro	1	D	Amber/Oren
Cae'r Felin	4	B	Amber/Oren
Bro Brynach	4	B	Amber/Oren
St Mary's Carmarthen	4	C	Amber/Oren
Pentip	3	B	Amber/Oren