

Scrutiny measures monitoring report

Environmental and Public Protection scrutiny -at Half Year 2020/21

Filtered by:

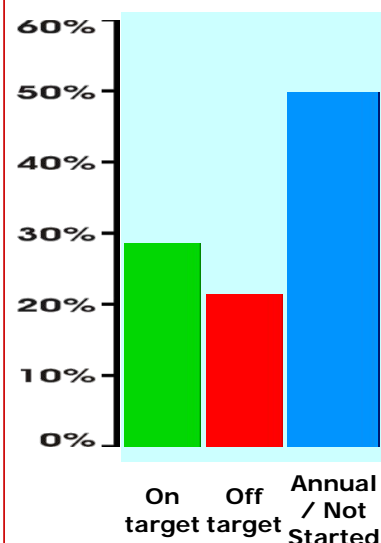
Organisation - Carmarthenshire County Council

Source document - Corporate Strategy 2020-21 - Measures Only

The table below provides a summary progress against target for the Measures contained within the selected document


		Total	On target	Off target	Not reported	Not available	Annual / Not started	% on target	Overall % on target
8. Help people live healthy lives (tackling risky behaviour & Adult obesity)	Measures	1	0	1	0	0	0	0%	0%
9. Support good connections with friends, family and safer communities	Measures	1	0	1	0	0	0	0%	0%
12. Look after the environment now and for the future	Measures	5	4	1	0	0	0	80%	80%
13. Improve the highway and transport infrastructure and connectivity	Measures	7	0	0	0	0	7	0%	0%
Overall Performance	Actions and Measures	14	4	3	0	0	7	29%	

Performance against Target




There are three measures with no targets set which are not included in the above table but are included on page 5 of this report.


OFF TARGET**Theme: 12. Look after the environment now and for the future****Sub-theme: E. Towards Zero Waste Strategy**

Measure Description	2019/20 Comparative Data			2020/21 Target and Results			
	Best Quartile	Welsh Median	Our Actual	Quarter 1	Quarter 2	Quarter 3	End of Year
Average number of working days taken to clear fly-tipping incidents PAM/035	Not applicable		Q2: 2.5 End Of Year: 2.5	Target: 2.5 Result: 9.2	Target: 2.5 Result: 6.4 Calculation: 7171 ÷ 1114	Target: 2.5	Target: 2.5
Comment	Due to the Covid-19 Pandemic the Service was operating with restricted capacity in order to deliver critical service functions. As a result our response to fly-tipping incidents was undertaken on a priority basis causing the delay in clearance of some reports. As services have resumed normal function the performance against this measure will improve.						
Remedial Action	Please see comment.						
Service Head: Ainsley Williams				Performance status: Off target			

Theme: 8. Help people live healthy lives (tackling risky behaviour & Adult obesity)**Sub-theme: A. Eat and breathe healthily**

Measure Description	2019/20 Comparative Data			2020/21 Target and Results			
	Best Quartile	Welsh Median	Our Actual	Quarter 1	Quarter 2	Quarter 3	End of Year
Percentage of food establishments that meet food hygiene standards PAM/023	Not applicable		Q2: 96.40 End Of Year: 96.02	Target: 93.00 Result: 92.36	Target: 93.00 Result: 92.36 Calculation: (1814 ÷ 1964) × 100	Target: 93.00	Target: 93.00
Comment	Due to the effect of Covid 19, and redeployment of food enforcement officers to non food Covid 19 activities, food hygiene interventions have been minimal during this period. Any available resources within the team have been directed towards Sector Specific Official Controls that were necessary to be undertaken and also to attend to any urgent reactive work. In addition to this, the authority has registered approximately 200 new food businesses during this period and it is likely that the combined effect of minimal food hygiene interventions and the large number of new unrated food businesses has brought about a reduction in the % of Broadly Compliant food premises within the Authority.						
Remedial Action	It is expected that with the capacity of the Food, Safety and Health team being reinstated, that food hygiene interventions will recommence with a targeted approach towards high risk food businesses, and in particular high risk non broadly compliant businesses, and new food businesses that at the very least, the 93% target of Broadly Compliant food premises within Carmarthenshire will be achieved.						
Service Head: Jonathan Morgan				Performance status: Off target			

Theme: 9. Support good connections with friends, family and safer communities**Sub-theme: D. Support Safer Communities**

Measure Description	2019/20 Comparative Data			2020/21 Target and Results			
	Best Quartile	Welsh Median	Our Actual	Quarter 1	Quarter 2	Quarter 3	End of Year
The average number of calendar days taken to repair all street lamp failures during the year THS/009	Not applicable		Q2: 2.61 End Of Year: 6.34	Target: 4.00 Result: 40.21	Target: 4.00 Result: 23.03 Calculation: 4513 ÷ 196	Target: 4.00	Target: 4.00
Comment	Due to the Covid-19 Pandemic the Service was only responding to emergency lighting works between March and July. As the measure is a cumulative result, it will continue to be off target for the rest of year. However, the quarter 2 standalone result has seen an anticipated improvement.						
Remedial Action	Please see comment.						
Service Head: Stephen G Pilliner			Performance status: Off target				

ON TARGET ETC.**Theme: 12. Look after the environment now and for the future****Sub-theme: E. Towards Zero Waste Strategy**

Measure Description	2019/20 Comparative Data			2020/21 Target and Results			
	Best Quartile	Welsh Median	Our Actual	Quarter 1	Quarter 2	Quarter 3	End of Year
Percentage of streets that are clean PAM/010	Not applicable		Q2: 97.7 End Of Year: 98.0	Target: 92.0 Result: Not available	Target: 92.0 Result: 98.2 Calculation: (167÷170) × 100	Target: 92.0	Target: 92.0

Service Head: Ainsley Williams**Performance status:** On target

Measure Description	2019/20 Comparative Data			2020/21 Target and Results			
	Best Quartile	Welsh Median	Our Actual	Quarter 1	Quarter 2	Quarter 3	End of Year
Percentage of waste reused, recycled or composted PAM/030	Not applicable		Q2: 62.43 End Of Year: 64.66	Target: 64.00 Result: 65.87	Target: 64.00 Result: 66.46 Calculation: (25460.66÷38306.93) × 100	Target: 64.00	Target: 64.00

Service Head: Ainsley Williams**Performance status:** On target

Measure Description	2019/20 Comparative Data			2020/21 Target and Results			
	Best Quartile	Welsh Median	Our Actual	Quarter 1	Quarter 2	Quarter 3	End of Year
Kilograms of local authority municipal waste that is not reused, recycled or composted during the year per person PAM/043	Not applicable		Q2: 83.0 End Of Year: 156.3	Target: 167.9 Result: 33.8	Target: 167.9 Result: 73.2 Calculation: 13813700÷188771	Target: 167.9	Target: 167.9

Service Head: Ainsley Williams**Performance status:** On target

Measure Description	2019/20 Comparative Data			2020/21 Target and Results			
	Best Quartile	Welsh Median	Our Actual	Quarter 1	Quarter 2	Quarter 3	End of Year
The Cleanliness Indicator STS/005a	Not applicable		Q2: 80.5 End Of Year: 80.7	Target: 71.0 Result: Not available	Target: 71.0 Result: 82.4 Calculation: (0.823529÷1) × 100	Target: 71.0	Target: 71.0

Service Head: Ainsley Williams**Performance status:** On target

NO TARGET SET**Theme: 6. Create more jobs and growth throughout the county****Sub-theme: G. Overarching Data**

Measure Description	2019/20 Comparative Data			2020/21 Target and Results			
	Best Quartile	Welsh Median	Our Actual	Quarter 1	Quarter 2	Quarter 3	End of Year
The percentage of high risk businesses that were liable to a programmed inspection that were inspected, for: i) Trading Standards PPN/001i	Not applicable		Q2: 29 End Of Year: 100	No Target Result 0	No Target Result 1 Calculation (1 /180) x 100	--	Target: NO TARGET
Comment	We will direct resources at this target where possible in the 4th quarter.						
Remedial Action	Further resources have now been identified which will allow us to focus on these visits and also cater for regulations made under the pandemic.						
Service Head: Jonathan Morgan			Performance status: No Target Set				

Measure Description	2019/20 Comparative Data			2020/21 Target and Results			
	Best Quartile	Welsh Median	Our Actual	Quarter 1	Quarter 2	Quarter 3	End of Year
The percentage of high risk businesses that were liable to a programmed inspection that were inspected, for: iii) Animal Health PPN/001iii	Not applicable		Q2: 31 End Of Year: 92	No Target Result 4 Calculation (7 /167) x 100	No Target Result 15 Calculation (25/167) x 100	--	Target: NO TARGET
Comment	We shall direct resources at this target where possible in the 4th quarter.						
Remedial Action	Further resources have now been identified which will allow us to focus on these visits and also cater for regulations made under the pandemic.						
Service Head: Jonathan Morgan			Performance status: No Target Set				

Theme: 8. Help people live healthy lives (tackling risky behaviour & Adult obesity)**Sub-theme: A. Eat and breathe healthily**

Measure Description	2019/20 Comparative Data			2020/21 Target and Results			
	Best Quartile	Welsh Median	Our Actual	Quarter 1	Quarter 2	Quarter 3	End of Year
The percentage of high risk businesses that were liable to a programmed inspection that were inspected, for: ii) Food Hygiene PPN/001ii	Not applicable		Q2: 44 End Of Year: 98	No Target Result 0	No Target Result 1 Calculation (5 /546) x 100	--	Target: NO TARGET
Comment	Due to the effect of Covid 19, and redeployment of food enforcement officers to non food Covid 19 activities, food hygiene interventions have been minimal during this period. Any available resources within the team have been directed towards Sector Specific Official Controls that were necessary to be undertaken and also to attend to any urgent reactive work.						
Remedial Action	It is expected that with the capacity of the Food, Safety and Health team being reinstated, that food hygiene interventions will recommence with a targeted approach towards high risk food businesses, and in particular high risk non broadly compliant businesses, and new food businesses and that at the very least.						
Service Head: Jonathan Morgan			Performance status: No Target Set				